

Motelda

COLLECTION
2025

Motelda

Mot

elda



Motelda is the major collection under Tikahome. We are a design-oriented furniture manufacturer proudly from Wenzhou, China. Adhering to the philosophy of “Space of Personality”, we have consistently focused for over two decades on creating objects for our clients that manifest individuality, integrate harmoniously with living spaces, and provide enduring emotional value.



Through years of learning, we came to understand craftsmanship, became familiar with materials, and refined our aesthetic sensibilities through continuous scrutiny and refinement. During this process, we systematically developed a distinct design language unique to Tikahome, namely:

Simplicity in form arises from inner rationality, precision, and restraint.

Enduring design is inherently universal, not a product of deliberately pursued differentiation.

Each of our products is the result of thoughtful observation, deep deliberation, and the pursuit of balance.

DESIGNED BY
Tikahome R&D team

Dune


The Dune Sofa draws its design inspiration from the fluidity and natural textures of wind-eroded desert landscapes. By integrating organic curves and modular principles, the designer translates the undulating forms of sand dunes into the language of contemporary furniture. Its lines feature a low-profile, structured base paired with rounded, curved backrests and armrests, creating a harmonious visual balance between softness and structure.

Breaking free from conventional sofa designs, this piece redefines flexibility—each modular backrest and armrest can be freely repositioned. Users can reconfigure the components to instantly transform the sofa's layout, adapting it for diverse scenarios ranging from enclosed social seating and intimate two-person conversations to solitary lounging. This innovative modularity empowers dynamic spatial storytelling while maintaining ergonomic comfort across all configurations.





DESIGNED BY
Tikahome R&D team



Move around your backrest & armrest
Optional storage with drawer and top
Sit from both sides
Optional wireless charger



DESIGNED BY
Tikahome R&D team

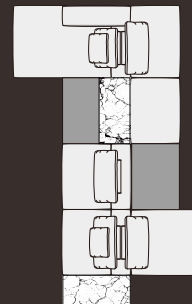
Tetris

Tetris is a modular seating system designed to interpret modern living through compositional freedom and functional precision. With a clear architectural language, it explores the relationship between space, volume, and interaction.

The sofa is composed of generously proportioned seats, freely configurable cushions, and integrated storage units, allowing for an endless variety of layouts—from traditional L-shaped formations to open islands and 360° social hubs. Every element has been refined to balance form and function. Wide, low-slung seating volumes provide a relaxed posture, while freely placed backrests enhance adaptability and comfort.

The system's character is defined by the rhythm of full and empty—solid padded seats contrasted with integrated open compartments or closed storage volumes. These voids can be accessed from above and serve as tables, shelves, or visual interruptions, ensuring every composition maintains both structure and airiness.





DESIGNED BY
Tikahome R&D team

Versatile in both conventional and island configuration

Table top unit with drawers

DESIGNED BY
Tikahome R&D team

Fulumi

Fulumi reimagines modern lounging through the lens of structural embrace. The sofa's woven leather surround adds sculptural depth without compromising softness. Independent cushions rest on a refined metal base, offering a plush yet grounded sitting experience. Designed for modular flexibility and prolonged comfort, Atun adapts with ease to both social and solitary moments.

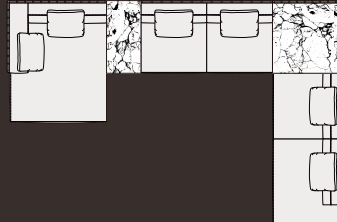




Frame in exquisite hand-woven leather

Table top in either wood finish or marble

Metal frame can be done in glossy stainless, black, and lacquered colors



DESIGNED BY
Tikahome R&D team

DESIGNED BY
Tikahome R&D team

Arcloud

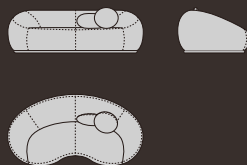
Designed to "gently embrace," this sofa mimics cloud contours with curved lines, softening the rigidity of traditional furniture, presenting a plush yet supportive seating experience, ideal for reading or relaxation, and at the same time enhancing safety and spatial openness.

The geometry is softened by rounded corners and a consistent height across all elements, which enhances modular cohesion. Meanwhile, subtle design features like the gently inset base or a discreetly elevated plinth provide the illusion of lightness while preserving stability.





can be serve as a conventional living room sofa
and also suitable for placement in a study or bedroom



DESIGNED BY
Tikahome R&D team

DESIGNED BY
Tikahome R&D team

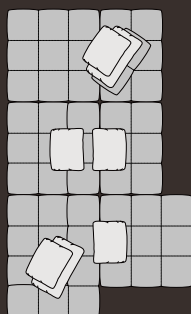
Sudoku

Sudoku is a modular sofa system that redefines comfort through adaptability. Designed for contemporary living, it features extendable seat modules that allow each seat to transform from upright sitting to lounging and reclining. The sofa's blocky proportions create a sense of grounded presence, while the rounded contours soften its geometry for a welcoming look. Adjustable back cushions and loose pillows offer ergonomic support and freedom of arrangement. With its seamless ability to transition between different modes of relaxation, Nestle invites you to create a space that flows with your daily rhythms — from focused sitting to restful napping.





DESIGNED BY
Tikahome R&D team



The seat of every module with backrest is extendable
to increase the depth by maximum 18cm

Also can be configured into island

Freestanding backrest for poufs

Do you own mix&match fabric patchwork



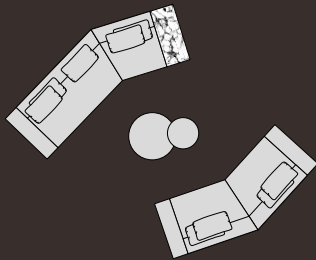
DESIGNED BY
Tikahome R&D team

High- Line

High Line is a modular seating system conceived around a generous turning corner that anchors the composition and directs conversation. A continuous, low plinth visually floats the volumes while the outline stitch gently traces every edge, clarifying the geometry without adding weight. Modules connect in linear or angled layouts, so the sofa adapts to compact rooms or expansive living areas with the same calm presence. Seat depth is calibrated for informal lounging yet remains supportive; the backrest wraps subtly to hold the body and encourage relaxed postures. Loose cushions soften the silhouette and allow comfortable micro-adjustments. The integrated side platform extends the seating plane, keeping essentials within reach and opening a casual place for a book or a cup between moments of use. Proportions stay deliberately measured: slim legs lift, broad arms ground, and the corner radius guides the eye from one module to the next. The result is a quiet, balanced character—distinctive enough to define a room, restrained enough to live with for years. High Line is not a statement about finishes; it is a study in line, rhythm and scale, where the drawn edge becomes architecture and the big corner becomes home.



DESIGNED BY
Tikahome R&D team



V-shape sofa

Decorative border serve as a stroke
to make the sofa stand out



DESIGNED BY
Tikahome R&D team

Liddo

Liddo is a sofa collection defined by its layered, rounded volumes and its sculptural, lid-like construction. Each seat is visually composed of two parts: a generously cushioned base and an upper form that appears to gently cap the lower element, creating a floating, relaxed geometry.

The design draws inspiration from everyday containers—vessels that hold, support, and protect. Here, the seat becomes the vessel, while the upper cushioning acts as a lid, resting lightly yet confidently. The overall effect is one of playful containment: soft, structured, and comfortably enveloping.

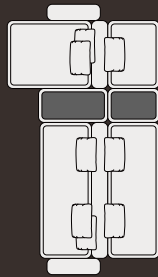
Despite its plush character, Liddo maintains a clean silhouette and low visual gravity, making it suitable for both compact and open-plan environments. The individual modules can be arranged freely, allowing for flexibility in layout without compromising cohesion.

The seating experience is both deep and supportive, with the upholstery giving a subtle bounce and the backrest providing a soft recline. Liddo invites quiet lounging and informal conversation alike - a piece that embraces the user rather than simply supporting them.



DESIGNED BY
Tikahome R&D team

Available in convential, island, and
curved configuration



Percher



DESIGNED BY
Tikahome R&D team

Percher Lounge Chair draws inspiration from Eastern "sitting meditation", combining warm solid wood frame with inclusive cushioning. Curved armrests echo the fluid lines of traditional furniture, while the back angle fits the shoulder-neck curve, offering stable yet relaxed seating. Under its minimalist proportions, the collision of wood and fabric conveys "less is more" modern Eastern aesthetics, suitable for quiet corners

Moma Lounge Chair draws on Eastern quiet aesthetics. Its solid wood frame, finely polished, features clean, sharp lines. The integrated backrest and armrests form a stable, dynamic structure, with a seat that conforms to the body curve for moderate, non-sagging support. Blending the warmth of natural materials with modern minimal restraint, it exudes understated Eastern charm without ostentation, bringing quietness to the space.



DESIGNED BY
Tikahome R&D team

Moma

Yetti

DESIGNED BY
Tikahome R&D team

The design of Yetti centers around the "snowman" concept. The designer drew morphological inspiration from the snowman's chubby, rounded form, blending it with the gentle curves and warm imagery of nature. The chair's plump silhouette mimics the stacked torso of a snowman, while the wooden armrests and base feature flowing arcs that echo the natural fluidity of melting ice and snow. Together, these elements evoke a soothing atmosphere of inviting closeness to nature and a warm, comforting embrace.



Luna Lounge Chair embodies the "harmonious roundness" of Eastern aesthetics. Its solid wood frame, crafted with curved bending techniques, features smooth lines like a crescent moon. The padded seat and backrest naturally conform to the body, offering stable support. Balancing simplicity of modern spaces with the warmth of traditional craftsmanship, it's ideal for quiet reading or relaxation.

DESIGNED BY
Tikahome R&D team

Luna



Ease



DESIGNED BY
Tikahome R&D team

Ease Chair is designed for daily relaxation, embodying Nordic minimalist aesthetics. Its smooth solid wood frame balances with a high backrest and wide armrests, where the curved back fits the neck and lumbar curves, and the seat offers moderate support. Free from excessive decoration, it delivers a naturally relaxed sitting experience through the warmth of materials and precise structure, fitting seamlessly into

Lyson is a family of lounge and dining chairs defined by an oval seat set within a calm, enveloping shell. A signature blanket stitch traces the perimeter, turning craft into a precise graphic that clarifies the form rather than decorating it. The profile is measured: a soft front radius relieves pressure under the thighs, while the back opens gently at the shoulders for easy entry and a relaxed posture.

Proportion drives the project. The relationship between the major and minor axes of the oval, the setback of the legs, and the height of the arm line are held constant across versions to preserve balance and identity. The collection offers different leg styles—exposed solid wood with a clear, tapered stance, or fully upholstered for a seamless, single-material look—allowing for versatile interpretations in various settings.

Lyson comes as a compact dining chair and a more embracing lounge chair, with armless or integrated-arm options. Seat height, rake, and lumbar curve are tuned for lasting comfort, supporting conversation and dining without fatigue. By combining a welcoming oval geometry with disciplined stitching and well-balanced proportions, Lyson achieves a quiet elegance that feels familiar, supportive, and adaptable in contemporary interiors.



DESIGNED BY
Tikahome R&D team

Lyson

Percher



DESIGNED BY
Tikahome R&D team

Percher Lounge Chair draws inspiration from Eastern "sitting meditation", combining warm solid wood frame with inclusive cushioning. Curved armrests echo the fluid lines of traditional furniture, while the back angle fits the shoulder-neck curve, offering stable yet relaxed seating. Under its minimalist proportions, the collision of wood and fabric conveys "less is more" modern Eastern aesthetics, suitable for quiet corners

Moma Lounge Chair draws on Eastern quiet aesthetics. Its solid wood frame, finely polished, features clean, sharp lines. The integrated backrest and armrests form a stable, dynamic structure, with a seat that conforms to the body curve for moderate, non-sagging support. Blending the warmth of natural materials with modern minimal restraint, it exudes understated Eastern charm without ostentation, bringing quietness to the space.



DESIGNED BY
Tikahome R&D team

Moma

Luna Lounge Chair embodies the "harmonious roundness" of Eastern aesthetics. Its solid wood frame, crafted with curved bending techniques, features smooth lines like a crescent moon. The padded seat and backrest naturally conform to the body, offering stable support. Balancing simplicity of modern spaces with the warmth of traditional craftsmanship, it's ideal for quiet reading or relaxation.



DESIGNED BY
Tikahome R&D team

Luna

Luna



Luna Lounge Chair embodies the "harmonious roundness" of Eastern aesthetics. Its solid wood frame, crafted with curved bending techniques, features smooth lines like a crescent moon. The padded seat and backrest naturally conform to the body, offering stable support. Balancing simplicity of modern spaces with the warmth of traditional craftsmanship, it's ideal for quiet reading or relaxation.



Ease Chair is designed for daily relaxation, embodying Nordic minimalist aesthetics. Its smooth solid wood frame balances with a high backrest and wide armrests, where the curved back fits the neck and lumbar curves, and the seat offers moderate support. Free from excessive decoration, it delivers a naturally relaxed sitting experience through

DESIGNED BY
Tikahome R&D team



Ease

Stalform



DESIGNED BY
Tikahome R&D team

Stalform chair draws inspiration from modern minimalism and industrial aesthetics, grounded in a practical contemporary style that harmonizes the robustness of metal with the supple warmth of leather, prioritizing both daily comfort and lasting durability. The chair legs and armrests feature slender square metal tubing with clean-cut lines. Whipstitch detailing at the leather joints of the seat cushion and armrests adds subtle sophistication to the simplicity of the design.

Brook Lounge Chair starts with the design idea of "a quiet nook in nature", adhering to restrained minimalism. Its solid wood frame features straight, strong lines, with grid-quilted seat and backrest creating regular texture. Curved armrests expand naturally, fitting the relaxed arm posture. The seat offers moderate firmness with balanced support, suitable for long sitting without stuffiness, subtly integrating into study, living room and other scenes, providing steady support for



DESIGNED BY
Tikahome R&D team

Brook



DESIGNED BY
Tikahome R&D team

Atura

The Atura chair is anchored by a sculptural conical base that conceals its smooth swivel function within. The integrated seat and back flow outward in a unified gesture, offering both openness and embrace. With its firm yet welcoming padding, Atura suits reading corners, lounges, or waiting areas - offering quiet poise with dynamic adaptability.

Turan

Turan is a swivel chair designed to explore the dynamic balance between sculptural form and everyday functionality. The design starts from a cone-shaped base, a geometry both stable and symbolic, providing a grounded foundation for the fluid upper form. The transition between base and seat is deliberately minimal and seamless, giving the impression that the upper part is lightly hovering above the floor.

The seat and backrest are shaped as a continuous, softly curved surface. This single flowing line creates an inviting gesture that intuitively supports the natural posture of the human body. The curvature is carefully engineered to offer both comfort and aesthetic clarity, without relying on excess padding or unnecessary details. From every angle, Turan maintains a compact, confident silhouette that fits well in a variety of spaces - from home offices to hospitality lounges.

Swiveling is smooth and quiet, integrated in a way that does not interrupt the visual purity of the chair. The base can be finished in a range of glossy or matte coatings, offering subtle ways to reflect or absorb surrounding light. Meanwhile, the upholstered seat can adapt to a wide range of materials, enabling the chair to take on different personalities depending on context—yet always staying true to its core character.



DESIGNED BY
Tikahome R&D team

Yanlan



DESIGNED BY
Tikahome R&D team

Yanlan is a tea chair defined by a refined wooden frame and a light, architectural outline. the base traces a stable square on the floor, rising in a measured slope to hold a floating seat and a gently curved backrest. the open sides and precise geometry create a visual lightness, allowing the chair to fit naturally into tea settings, dining areas, or casual living spaces.

proportion is at the core of the design. the seat depth and back height are tuned for an upright yet relaxed posture, encouraging conversation while allowing moments of rest. arm lines extend seamlessly from the back, offering support without restricting movement. the stable footprint remains compact, making the chair easy to position



DESIGNED BY
Tikahome R&D team



Inka

The Inka collection merges solid wood structures with woven leather surfaces, blending strength with subtle texture. Each piece balances mechanical clarity and organic softness, showcasing refined craftsmanship in a restrained modern form. The series fits diverse living needs with visual lightness and tactile integrity—where function meets handcrafted detail.

DESIGNED BY
Tikahome R&D team

Lyson is a family of lounge and dining chairs defined by an oval seat set within a calm, enveloping shell. A signature blanket stitch traces the perimeter, turning craft into a precise graphic that clarifies the form rather than decorating it. The profile is measured: a soft front radius relieves pressure under the thighs, while the back opens gently at the shoulders for easy entry and a relaxed posture.

Proportion drives the project. The relationship between the major and minor axes of the oval, the setback of the legs, and the height of the arm line are held constant across versions to preserve balance and identity. The collection offers different leg styles—exposed solid wood with a clear, tapered stance, or fully upholstered for a seamless, single-material look—allowing for versatile interpretations in various settings.

Lyson comes as a compact dining chair and a more embracing lounge chair, with armless or integrated-arm options. Seat height, rake, and lumbar curve are tuned for lasting comfort, supporting conversation and dining without fatigue. By combining a welcoming oval geometry with disciplined stitching and well-balanced proportions, Lyson achieves a quiet elegance that feels familiar, supportive, and adaptable in contemporary interiors.

Lyson



Ripple



DESIGNED BY
Tikahome R&D team

Ripple is a coffee table collection shaped by smooth, flowing outlines that evoke the calm rhythm of water. The soft geometry of the tops expands outward in an organic form, while the solid base offers a grounded balance. Varying heights allow the tables to nest effortlessly, creating a layered spatial composition suitable for both living and lounge settings.

Torando

The Torando coffee table series features distinctive U-shaped solid wood legs, offering both structural stability and visual embrace. The contrast between the round or soft-edged tops and the linear supports creates a balance of softness and strength. Whether standing alone or grouped in compositions, Torando contributes to a grounded yet contemporary living setting.



DESIGNED BY
Tikahome R&D team



Fia

DESIGNED BY
Tikahome R&D team

The Fia coffee table collection is defined by its fluid, irregular curves that echo the organic shapes found in nature. The gently tapered bases are formed with a continuous, soft-edged profile, creating a harmonious contrast to the precise, level plane of the tabletop. Each piece is designed with proportions that bring a sense of stability without visual heaviness, making them versatile for both solitary placement and layered compositions.

Inspired by sculptural forms, the irregular base geometry ensures that each table is visually engaging from every angle. The relationship between the solid base and the refined top creates a dialogue between volume and surface, enhancing the presence of the piece within a space.

DESIGNED BY
Tikahome R&D team

Mocha is a side table defined by its sculptural continuity and fluid silhouette. Crafted as a seamless form, its upper and lower surfaces echo each other in a soft arc, creating an impression of motion and lightness. Compact and versatile, it fits effortlessly beside a sofa or as a standalone piece. Its form blurs the line between function and object, making it a subtle yet striking addition to contemporary interiors.



Mocha

Eddal

DESIGNED BY
Tikahome R&D team



The Eddal side table collection features a distinct geometric composition: a slender vertical rod connects a grounded cube base to a minimal circular top, achieving both visual lightness and structural clarity. Available in two complementary heights, the tables can be used individually or paired together, adapting seamlessly to a variety of spatial configurations — from casual lounge settings to practical accent placements.


Rhône

DESIGNED BY
Tikahome R&D team



Rhône is a collection of coffee tables inspired by the fluid contours of river landscapes. The series features soft-rounded edges, generous surfaces, and subtly contoured bases. Designed to work individually or as a modular ensemble, Rhône effortlessly blends into diverse interiors. The visual softness contrasts with the structural precision, creating a calm yet grounded presence in modern living environments.

DESIGNED BY
Tikahome R&D team



Arion

Arion is a coffee table family defined by a clear architectural gesture: a slim, precise top rests on four quiet legs, while a suspended saddle-inspired sling turns the under-top volume into purposeful storage. The sling is drawn as a continuous band with disciplined stitching and a clean edge line, transforming craft signals into structural clarity rather than ornament.

The design intent was to translate the principles of saddlery—tension, control, and comfort—into living-room scale. The top is kept visually light and comfortably soft at the perimeter, so a forearm can rest without pressure and trays slide with ease. The legs are set back from the corners to reduce visual weight and free the edges, while the sling spans between supports with a gentle, controlled camber that reads stable and composed.

DESIGNED BY
Tikahome R&D team

Shuangque

Shuangque is a side table defined by a rounded top balanced above two V-shaped supports. The paired elements stand in quiet symmetry, reminiscent of two small birds facing each other, giving the piece both stability and character. The proportions are carefully tuned—top thickness, edge radius, and overhang ensure a comfortable touch and smooth interaction when placing or moving objects.



DESIGNED BY
Tikahome R&D team



Zenko

zenko is a compact side table inspired by the form of traditional eastern vessels. with its soft, rounded top and slightly bulging base, it offers a warm and inviting presence. modest in scale yet rich in character, zenko works beautifully on its own or in a group, bringing balance and serenity to any corner.

DESIGNED BY
Tikahome R&D team

Taoyao

taoyao is a petite side table that balances a softly rounded top with a slender, intersecting metal frame. the tabletop's gentle edge radius gives it a friendly, approachable presence, while the base uses two continuous lines that cross gracefully near the floor, creating stability with minimal visual mass.

designed with the idea of lightness and easy companionship, the proportions make it a versatile partner for sofas, armchairs, or bedside use. the height is calibrated for comfortable reach when seated, and the open frame keeps knees and feet free when the table is pulled close.



DESIGNED BY
Tikahome R&D team



Seito

The Seito series expresses a quiet balance through refined structure and restrained proportions. Rounded edges and gently tapered legs offer a sense of lightness, while the crossbeam reinforcement ensures subtle stability. Each piece reflects a calm, minimal presence rooted in thoughtful geometry and understated function.



Seito

The Seito series expresses a quiet balance through refined structure and restrained proportions. Rounded edges and gently tapered legs offer a sense of lightness, while the crossbeam reinforcement ensures subtle stability. Each piece reflects a calm, minimal presence rooted in



DESIGNED BY
Tikahome R&D team



YUZU

The Yuzu dining table is defined by its distinctive Y-shaped leg joints, crafted through a seamless meeting of two bent solid wood elements. This structural feature not only enhances the table's visual identity but also reflects a sense of gentle strength—lightweight in form yet grounded in presence. The tabletop rests effortlessly above the sculpted base, giving the piece a floating elegance while maintaining a solid architectural integrity.

**DESIGNED BY**

Tikahome R&D team

The Yuzu dining table is defined by its distinctive Y-shaped leg joints, crafted through a seamless meeting of two bent solid wood elements. This structural feature not only enhances the table's visual identity but also reflects a sense of gentle strength—lightweight in form yet grounded in presence. The tabletop rests effortlessly above the sculpted base, giving the piece a floating elegance while maintaining a solid architectural integrity.

DESIGNED BY
Tikahome R&D team



Dado

Dado dining table interprets traditional joinery wisdom through a contemporary lens. Inspired by classic timber-framed architecture, the design achieves an organic root-like interconnection through tapered wedge joints in the legs. The embedded connections employ dual-chamfered detailing, where precisely angled contact surfaces create hidden triangular load-bearing zones between supports and tabletop. This structural innovation simultaneously honors ancient oriental woodcraft philosophy and instills modern furniture with refined, restrained elegance, forging a silent dialogue between structural logic and aesthetic purity through meticulous edge treatments.

DESIGNED BY
Tikahome R&D team

Dado

Dado dining table interprets traditional joinery wisdom through a contemporary lens. Inspired by classic timber-framed architecture, the design achieves an organic root-like interconnection through tapered wedge joints in the legs. The embedded connections employ dual-chamfered detailing, where precisely angled contact surfaces create hidden triangular load-bearing zones between supports and tabletop. This structural innovation simultaneously honors ancient oriental woodcraft philosophy and instills modern furniture with refined, restrained elegance, forging a silent dialogue between structural logic and aesthetic purity through meticulous edge treatments.



DESIGNED BY
Tikahome R&D team

Ella



The Ella dining table blends architectural clarity with the intimacy of finely crafted leather goods. Its standout feature is the conical base wrapped in tailored leather, highlighted by precision stitching that recalls the attention to detail seen in haute maroquinerie. The silhouette is refined and symmetrical, while the surface remains light and generous in proportion, striking a deliberate balance between sculpture and function.

Designed with the rhythm of urban dining in mind, Ella provides a calm focal point for interiors, whether in residential or hospitality settings. The central pedestal allows for unobstructed seating around the circular tabletop, ensuring comfort and easy interaction. The floating top and recessed base give the table a grounded elegance without visual heaviness.

DESIGNED BY
Tikahome R&D team

Antica

The Antica table explores geometric clarity and structural weight. A cross-shaped base supports the precisely detailed split-top, balancing visual solidity with refined proportion. Rounded transitions soften the architectural stance, making it ideal for dining or executive settings. Antica is a piece of calm strength—subtle in detail, bold in presence.



Origami

The Origami table draws inspiration from origami forms, with its faceted base expressing sculptural precision and dynamic balance. The circular top softens the geometric base, creating a dialogue between tension and calm. Designed for both residential and professional settings, Orika delivers presence, stability, and a refined architectural edge in any space.

DESIGNED BY
Tikahome R&D team



Fia

The Fia table rests on a softly contoured base shaped by fluid, organic lines—evoking forms found in nature. Its round top encourages connection and openness, while the sculptural base adds quiet strength and character. Calm and composed, Sephna brings a gentle spatial presence, offering balance between function and artistic expression.

DESIGNED BY

Tikahome R&D team



Qilan

The Qilan table centers around a vertical rhythm that grounds the design with architectural calm. Its fluted base subtly echoes natural ridges veiled in morning mist, delivering both structure and softness. With a circular top for balanced gatherings, Qilan blends modern minimalism with a quiet East-Asian sensibility—poised, composed, and deeply refined.



DESIGNED BY
Tikahome R&D team

DESIGNED BY
Tikahome R&D team

Seito

The Seito series expresses a quiet balance through refined structure and restrained proportions. Rounded edges and gently tapered legs offer a sense of lightness, while the crossbeam reinforcement ensures subtle stability. Each piece reflects a calm, minimal presence rooted in thoughtful geometry and understated function.



DESIGNED BY
Tikahome R&D team

Cascade

The Cascade series takes inspiration from the fluidity of traditional Eastern drapery and mountain silhouettes, reimagined in a modern storage system. Defined by its sliding horizontal doors, the design evokes a curtain-like rhythm, creating a balance between concealment and accessibility. Elevated on slender legs, the cabinet appears to float above the ground, enhancing its sculptural lightness. The clean volumes and graceful lines provide both functional storage and architectural elegance. Whether placed in the dining area, living room or hallway, Cascade



DESIGNED BY
Tikahome R&D team

Cascade

The Cascade series takes inspiration from the fluidity of traditional Eastern drapery and mountain silhouettes, reimagined in a modern storage system. Defined by its sliding horizontal doors, the design evokes a curtain-like rhythm, creating a balance between concealment and accessibility. Elevated on slender legs, the cabinet appears to float above the ground, enhancing its sculptural lightness. The clean volumes and graceful lines provide both functional storage and architectural elegance. Whether placed in the dining area, living room or hallway, Cascade



DESIGNED BY
Tikahome R&D team

Sliding Door Structure

DESIGNED BY
Tikahome R&D team

Cyrus

Cyrus is a storage collection built around the principles of geometric balance and functional clarity. Its pure, clean lines convey a sense of architectural precision, while the integration of glass breaks up the visual mass and introduces a refined openness. Elevated on slender metal legs, the cabinet appears to float, enhancing spatial lightness and making maintenance easier. Offered in multiple configurations, Cyrus is adaptable to diverse settings — from living spaces to dining areas or even as a refined display piece. With its restrained proportions and thoughtfully designed details, the Cyrus collection speaks to a calm, intelligent form of contemporary living.



Lumi

The Lumi series expresses a quiet harmony through soft curves, slender silhouettes, and balanced proportions. Every element—from the gently tapered legs to the subtly rounded edges—has been designed to bring visual and tactile calm into the bedroom.

Inspired by the idea of understated presence, Lumi avoids excess, allowing its form to breathe and its details to speak softly. The bed offers a graceful profile and comfortable incline, while the matching nightstand is compact yet fluid, enhancing usability from any angle.

This collection is ideal for interiors that value clarity, gentleness, and a sense of stillness. Lumi is not about bold gestures, but about quiet design that stays with you—day and night.



DESIGNED BY
Tikahome R&D team

Lumi

The Lumi series expresses a quiet harmony through soft curves, slender silhouettes, and balanced proportions. Every element—from the gently tapered legs to the subtly rounded edges—has been designed to bring visual and tactile calm into the bedroom.

Inspired by the idea of understated presence, Lumi avoids excess, allowing its form to breathe and its details to speak softly. The bed offers a graceful profile and comfortable incline, while the matching nightstand is compact yet fluid, enhancing usability from any angle.

This collection is ideal for interiors that value clarity, gentleness, and a sense of stillness. Lumi is not about bold gestures, but about quiet design that stays with you—day and night.

DESIGNED BY

Tikahome R&D team



Canoa

Canoa is designed for those who seek refuge in softness and support. With its generous horizontal quilting and down-infused cushioning, the bed welcomes the body with a gentle sense of weightlessness. The padded headboard, subtly reclined, enhances the act of leaning back—whether for reading, resting, or simply sinking into the quiet of the room.



DESIGNED BY
Tikahome R&D team

Sora

Sora is a bed designed with compact elegance in mind. Intended for smaller spaces like guest rooms or secondary bedrooms, it combines a streamlined profile with an invitingly soft headboard. The gently padded back offers enough support for reading or reclining, without overwhelming the room with unnecessary bulk.



DESIGNED BY
Tikahome R&D team

DESIGNED BY
Tikahome R&D team

Ona

Ona is a bed designed with an emphasis on seamless integration and calm elegance. Fully upholstered, it presents a unified silhouette where smooth lines and flowing proportions highlight balance and cohesion. A distinctive blanket stitch runs along the edges, adding a crafted detail that outlines the form with precision rather than excess.



Dado

Dado reinterprets traditional woodworking craftsmanship through a modern minimalist lens, offering a refined yet grounded sleeping experience. The defining feature of the design lies in the intersecting joinery of solid wood elements — visible, tangible, and precise — expressing structural clarity while avoiding visual heaviness.

The padded headboard, soft and welcoming, features decorative piping that subtly outlines its silhouette. This stitching detail, both tactile and visual, recalls the quiet craftsmanship of hand-made textiles, bringing warmth to an otherwise linear design. The backrest offers comfortable support without overwhelming the surrounding space, making it well-suited for both compact and spacious interiors.



DESIGNED BY
Tikahome R&D team

Dado

DESIGNED BY

Tikahome R&D team

Dado reinterprets traditional woodworking craftsmanship through a modern minimalist lens, offering a refined yet grounded sleeping experience. The defining feature of the design lies in the intersecting joinery of solid wood elements — visible, tangible, and precise — expressing structural clarity while avoiding visual heaviness.

The padded headboard, soft and welcoming, features decorative piping that subtly outlines its silhouette. This stitching detail, both tactile and visual, recalls the quiet craftsmanship of hand-made textiles, bringing warmth to an otherwise linear design. The backrest offers comfortable support without overwhelming the surrounding space, making it well-suited for both compact and spacious interiors.



Taoyao



DESIGNED BY
Tikahome R&D team

Taoyao is a bed designed to embrace softness—visually and physically. Its rounded contours and generous proportions offer a calming presence, while the overall structure remains balanced and modern. The double-headboard detail creates a sense of rhythm and intimacy, without any excess. The design avoids unnecessary complexity, focusing instead on continuous lines, low gravity, and full-bodied volume.

Vela

Taoyao is a bed designed to embrace softness—visually and physically. Its rounded contours and generous proportions offer a calming presence, while the overall structure remains balanced and modern. The double-headboard detail creates a sense of rhythm and intimacy, without any excess. The design avoids unnecessary complexity, focusing instead on continuous lines, low gravity, and full-bodied volume.



DESIGNED BY
Tikahome R&D team



Taoyao is a bed designed to embrace softness—visually and physically. Its rounded contours and generous proportions offer a calming presence, while the overall structure remains balanced and modern. The double-headboard detail creates a sense of rhythm and intimacy, without any excess. The design avoids unnecessary complexity, focusing instead on continuous lines, low gravity, and full-bodied volume.

DESIGNED BY
Tikahome R&D team

Halo

Halo is a bedside table that draws inspiration from the silhouette of a lamp. The design balances a soft, rounded top with a tapered base, creating a harmonious and grounded form. The piece embodies calm presence—visually light, yet structurally stable. Its proportions are compact, making it well-suited for bedrooms or quiet reading corners. Halo is designed to offer subtle storage while doubling as a sculptural element within the space. With a minimalistic yet expressive form, it brings an understated elegance to modern interiors.



DESIGNED BY
Tikahome R&D team

Milky Way

"Milky Way" is a bedside table designed to be quietly expressive. Its cylindrical form is interrupted by a subtle glossy metal band nestled between two perfectly proportioned drawers, creating a line of light that animates the otherwise solid volume. This hidden detail reflects light just enough to catch the eye without dominating the room. The overall geometry is compact and balanced, suitable for a variety of bedroom styles, from minimalist to more layered interiors. The drawers open smoothly and offer practical storage for night-time essentials. Vega was conceived to embody serenity with a quiet twist—a celebration of contrast between texture and shine, mass and line. It is both sculptural and functional, offering a calm but refined presence at the bedside.



DESIGNED BY
Tikahome R&D team

Lumi

The Lumi series expresses a quiet harmony through soft curves, slender silhouettes, and balanced proportions. Every element—from the gently tapered legs to the subtly rounded edges—has been designed to bring visual and tactile calm into the bedroom.



DESIGNED BY
Tikahome R&D team

Ona

Ona is a bedside table designed around a clear geometry: a compact cylinder lifted on four tapered legs. Two perfectly aligned drawers divide the volume into measured bands, while integrated pulls create a gentle shadow line that animates the front without breaking its calm. Heights and setbacks are tuned to sit naturally beside the mattress, keeping the top within easy reach and the footprint efficient. Corners are softened to meet the hand comfortably. The drawers glide smoothly and hold night-time essentials in an ordered way. Ona aims to embody serenity with a precise outline—balanced proportions, a quiet rhythm of circle and taper, mass and line.



DESIGNED BY
Tikahome R&D team

Matea

The Matea collection takes its name from the ritual elegance of leather craftsmanship. Defined by soft contours and a smooth, oval geometry, each piece recalls the precision and refinement of classic leather goods. The top is finished with saddle leather detailing, featuring visible stitching and hand-painted edges, echoing the gestures of traditional saddlery. This tactile design invites daily interaction and speaks to a quiet luxury. Compact in proportion yet generous in functionality, the Matea sideboards and chests suit bedrooms, entryways, and living areas alike. Matea embodies an understated sophistication, where utility meets refined aesthetics in a modern minimalist language.



DESIGNED BY
Tikahome R&D team

Guanliang

The Guanliang series draws inspiration from the clarity and strength of architectural frameworks, blending solid structure with fluid proportions to create a harmonious balance of modernity and Eastern sensibility. The tea table features a precisely designed sintered stone top with integrated openings for drainage, separate compartments for dry and wet waste, and a dedicated cup storage area, ensuring a well-organized and efficient tea-making process. The tea bench echoes the table's design language, with clean lines, balanced proportions, and a comfortable, steady seating experience. Guanliang is not merely a tea table set but a focal point for conversation and the art of tea.

DESIGNED BY

Tikahome R&D team



Fudong

The Fudong tea table and bench series combines refined proportions with practical functionality. The tabletop integrates dedicated zones for cup storage, waste separation, and drainage, providing a clean and efficient tea preparation experience. The design emphasizes structural clarity, with vertical elements that reference architectural frameworks, giving the piece both strength and visual rhythm. The bench mirrors the table's balanced geometry, offering comfortable seating for tea gatherings or quiet moments. Adaptable to different interior styles, the Fudong series brings together contemporary form and traditional spatial order, making it an ideal centerpiece for a modern tea setting.



Fudong

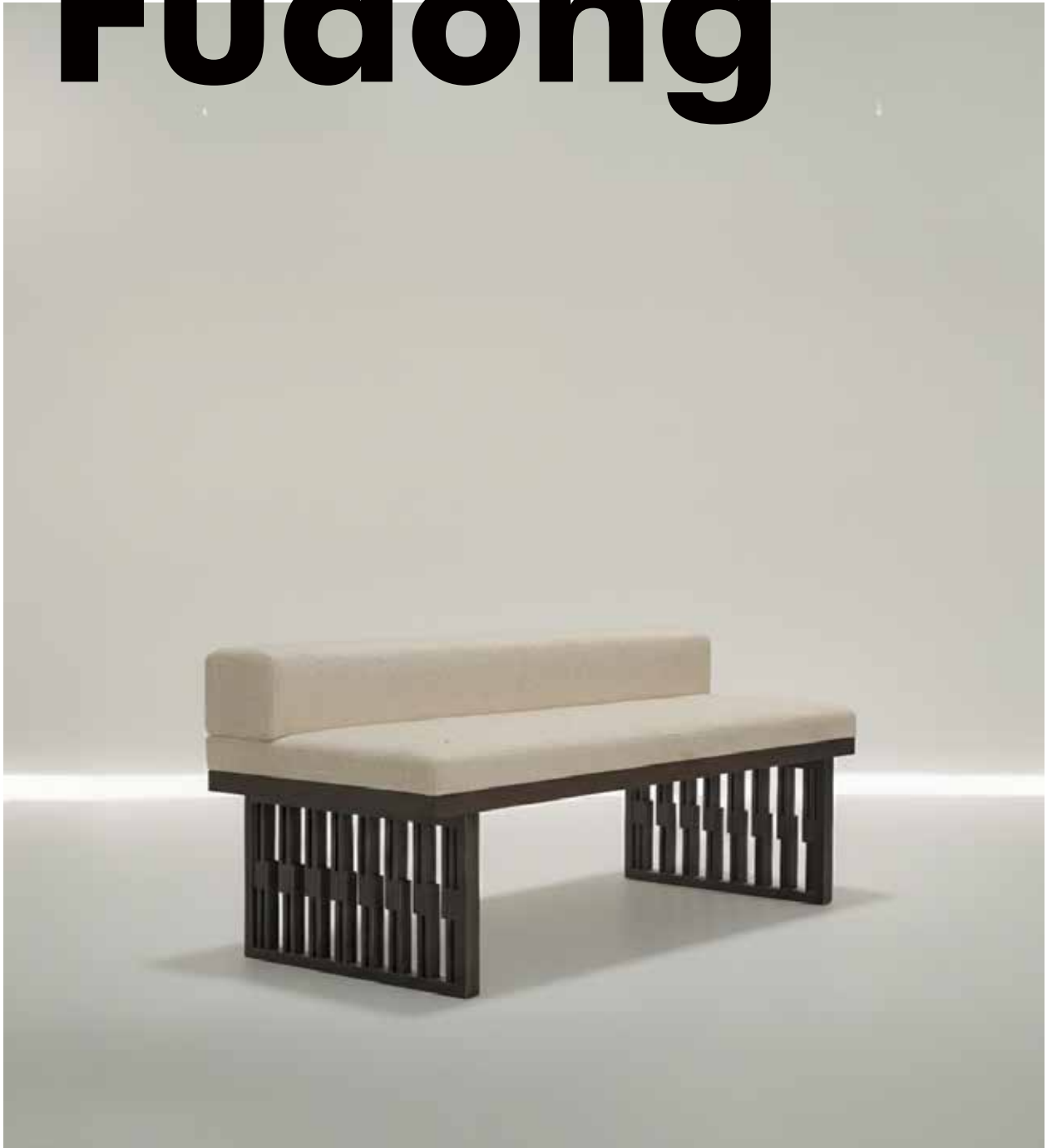
The Fudong tea table and bench series combines refined proportions with practical functionality. The tabletop integrates dedicated zones for cup storage, waste separation, and drainage, providing a clean and efficient tea preparation experience. The design emphasizes structural clarity, with vertical elements that reference architectural frameworks, giving the piece both strength and visual rhythm. The bench mirrors the table's balanced geometry, offering comfortable seating for tea gatherings or quiet moments. Adaptable to different interior styles, the Fudong series brings together contemporary form and traditional spatial order, making it an ideal centerpiece for a modern tea setting.

DESIGNED BY

Tikahome R&D team



Fudong



The Fudong tea table and bench series combines refined proportions with practical functionality. The tabletop integrates dedicated zones for cup storage, waste separation, and drainage, providing a clean and efficient tea preparation experience. The design emphasizes structural clarity, with vertical elements that reference architectural frameworks, giving the piece both strength and visual rhythm. The bench mirrors the table's balanced geometry, offering comfortable seating for tea gatherings or quiet moments. Adaptable to different interior styles, the Fudong series brings together contemporary form and traditional spatial order, making it an ideal centerpiece for a modern tea setting.

DESIGNED BY
Tikahome R&D team

The Yuntai tea side cabinet is designed to complement the tea-making experience with both elegance and practicality. Its compact form incorporates a sintered stone top with integrated openings for a lift-up power socket, an induction tea stove, and a small-item storage section. Below, four drawers and a U-shaped rolling shutter door provide organized storage for tea accessories and daily necessities. Positioned conveniently beside the tea host, the cabinet ensures all essentials are within easy reach, creating a smooth and efficient workflow. Its proportions and detailing echo the calm order of contemporary tea spaces, seamlessly blending function with refined design.

DESIGNED BY

Tikahome R&D team



Yuntai

Lange



The Lange tea cabinet series offers a refined storage solution for modern tea spaces, combining clean lines with versatile functionality. Its layered structure features horizontal sliding tambour doors on the bottom and third tiers, allowing for convenient access while maintaining a neat visual appearance. Each cabinet can stand alone or be seamlessly combined into two- or three-unit configurations to fit various spatial needs. With balanced proportions and well-spaced shelves, the design accommodates both tea essentials and decorative items, enabling an organized and composed atmosphere for tea preparation or social gatherings.

DESIGNED BY
Tikahome R&D team

PUBLISHER

Tikahome

HEAD OFFICE

No. 525, 4th Avenue, Binhai 8th Road
Economic and Technological Development Zone
Longwan District
Wenzhou, Zhejiang Province
China

PHONE

+86186 1849 7189

WEBSITE

www.motelda.cn

E-mail

futian1985526@gmail.com

Whatsapp QR Code**Wechat QR Code**

Tikahome reserves the right to change the technical specification of any product illustrated in this catalogue at any time and without prior warning. deviations of +/- 3 cm in product dimensions are possible. We kindly invite you to contact us, or our authorized sales dealers in your country for any queries regarding product characteristics and appearance.

the purpose of this promotional material is to provide the necessary information. We kindly ask you to take into consideration that the printed or on-screen images may difer from the actual color varieties, textures and structures of the materials.

DOWNLOADS

Find more product information, product sheets, 3D models, assembly instructions, lifestyle images, and much more on our website: www.motelda.cn

All rights reserved 2025 Tikahome

Motelda

